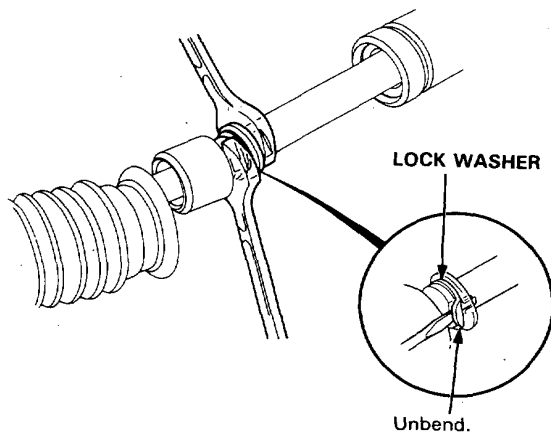


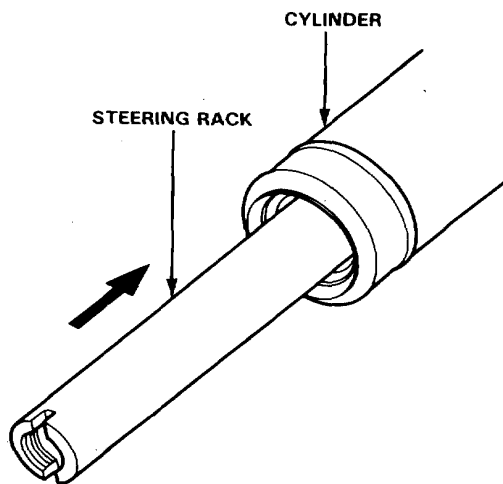
# Steering Gearbox

## Overhaul (2WS)

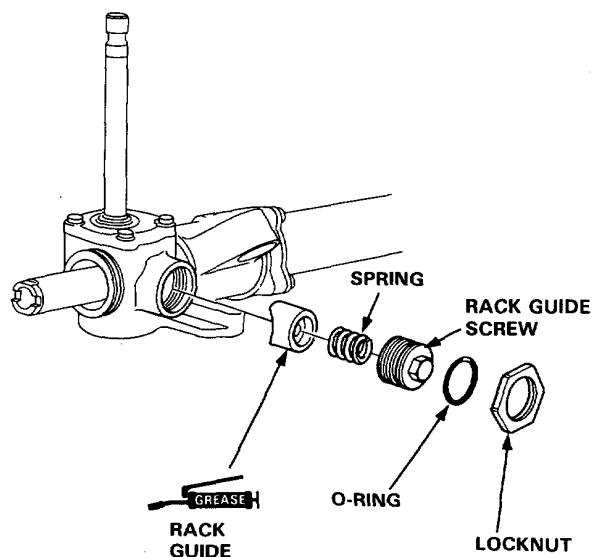
1. Remove the control unit as described on page 11-38.
2. Carefully clamp the gearbox in a vise with soft jaws.
3. Loosen the bands, pull the boots away from the ends of the gearbox, and unbend the tie-rod lock washers.
4. Hold the rack with a 22 mm wrench, and unscrew the tie-rods with a 17 mm wrench.



5. Push the right end of the rack back into the cylinder housing so the smooth surface that rides against the seal won't be damaged.



6. Loosen the rack screw locknut, and remove the rack guide screw.



7. Remove the 28 mm snap ring from the bottom of the gear housing.

